

UTOPIA

KITCHEN & BATHROOM

LATEST
TRENDS

LOVES... STYLE | DESIGN | TRENDS

£4.75 MAY 2017

REAL
HOMES

UTOPIA
LOVES

GREEN WITH ENVY
THE PANTONE COLOUR
OF THE YEAR 2017

Step into
Spring

TOP OF THE RANGE SHOWERS

STYLISH SURFACES

LATEST MUST-HAVE PRODUCTS

INTERNATIONAL BATHROOMS

COMPETITIONS

EXPERT ADVICE

SHOWROOMS





fter living abroad for many years, the Hoffman family moved into this stunning terraced townhouse, situated in West London. However, with two young children and a new baby on the way, the current space didn't quite meet the needs of their growing family. So after a full refurbishment of the property, and the arrival of baby number three, a sizeable extension was added to the back to create a luxurious, family-friendly kitchen.

To create their dream design, the couple turned to Pia Rosling and Izel Venhar, designers at Sola Kitchens. Working within the new extension, the designers didn't have to work around any existing period features, ensuring that a fresh, contemporary scheme was possible. Pia and Izel took inspiration from Kirstine's personal style. "Her design ethos has roots from the Scandinavian design tradition that less is more. So she wanted a kitchen in a monochromatic colour scheme," said Pia. The colour scheme also reflected the family's desire for a bright, clean aesthetic. "It's a really busy place," explained Kirstine. "So having a clean look was essential. We wanted a space which would exude a calm and tranquil tone, as we spend all of our time in the kitchen."

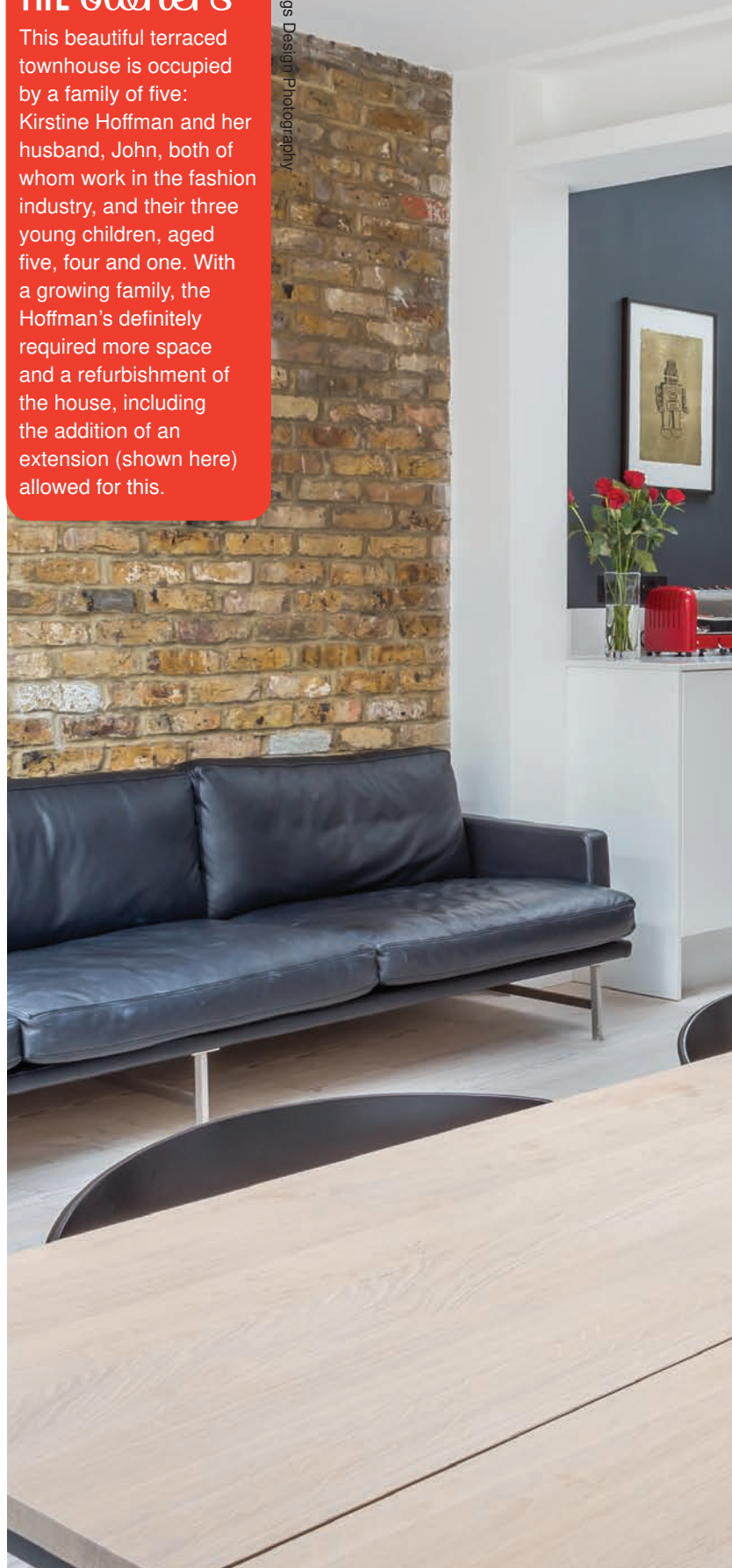


REAL READERS' HOMES

THE owners

This beautiful terraced townhouse is occupied by a family of five: Kirstine Hoffman and her husband, John, both of whom work in the fashion industry, and their three young children, aged five, four and one. With a growing family, the Hoffmans definitely required more space and a refurbishment of the house, including the addition of an extension (shown here) allowed for this.

Photography by: Lind & Cummings Design Photography




PROJECT RUNWAY

Adding a sizeable extension to the home of this fashion forward family, allowed for the creation of their dream kitchen. A sleek linear design was the only way to go.



With small children, it was essential that the kitchen design was highly functional, safe and also extremely easy to clean. The latter is succeeded by the addition of a Neff S517P70Y0G dishwasher and innovative Insinkerator Evolution 200 food waste disposal system. This ensures that cleaning encroaches minimally on busy parents, Kirstine and John's time.



“The long bar is amazing. We use it for prep, cooking, eating, everything. The tall cabinetry is an essential too; we have plenty of storage space, and the height is lovely as we don’t have to bend down at awkward angles to get something. Now we have them, I couldn’t live without either.”


Kirstine Hoffman, homeowner

A composite stone white worktop sits above the island, and flows in a waterfall effect down the far end. The material makes for a durable and easy-to-clean breakfast bar – giving a practical dining area for the children’s meal times, while simultaneously crafting a visual barrier between the cooking and the living/dining areas.

THE designer

“Victorian houses usually have narrow, long rooms which are always a challenge, especially when the owner of the house wants to have a dining, kitchen, island and seating area in the same room. My advice is to work with the length of the room and try not to achieve too much; both the dining and seating area could get compromised otherwise.”

Pia Rosling, design director, Sola Kitchens



The Multiform 'Form 1' island is the centre piece of this room. Dramatically contrasting against the crisp white cabinetry and light, bright surroundings, the island features black stained oak doors. The linear aesthetic of the panelling gives a very contemporary edge to the design, while the slimmer base lightens the look of the large structure.

“Our black stained oak Form 1 island is the real focal point of the room. We wanted to create not only a kitchen, but a space which reflected the homeowner’s Scandinavian roots. Linear details emphasise the geometry of the room and Dinesen flooring. The texture of each solid slat of wood brings warmth to the monochrome room.”

Izel Venhar, Designer, Sola Kitchens

The Dinesen flooring has a very soft texture, making it a child-safe environment, minimising the possibility of bumped knees and heads.



The cabinets all have maple wood interiors, allowing their sleek aesthetic to be complemented by a sturdy and durable body. The tall cabinetry's interiors boast a dark grey finish, so that when the doors open it looks in line with the colour scheme.

The simple, yet elegant aim for this space was achieved through the use of black-finished cabinetry and dining chairs, dark painted walls and slick, white, tall cabinetry and worktops. "The accent colour from the red bar stools give the final touch to the design," continued Pia. The vibrancy of this ravishing red helps add warmth to the minimal scheme while red appliances help to further accentuate this. The exposed brick wall similarly adds warmth to the room, and injects a creative texture to jar against the matt finish of the cabinetry.

During bright summer days, the glass sliding doors – which encompass nearly the whole back wall – allow for an influx of natural light to flood into the kitchen. However, during darker periods, some artificial lighting was required. The black Tom Dixon lamps above the island complement the ceiling-integrated spotlights. For this part of the project, they collaborated with interior designer Nicola Mahal.

59



The Hoffman family needed a practical space that would work for their young family. "We designed a wall of tall cabinetry to host everything from a crockery larder, food larder and breakfast station, to a duo of ovens," said Pia. "We also positioned the gas hob and sink against the back wall to allow the island to stay as clean as possible." Positioning the hob and sink on the same run also works well to craft a small working triangle; meaning the user can move from zone to zone easily – not having to travel the extent of the kitchen while cooking.

The island was an essential addition to the kitchen. "The slatted cabinetry from the 'Form 1' range, in black stained oak, ensures the island stands as the natural centre point of the room. The breakfast bar completes the look, with the stone descending like a waterfall," said Pia. This casual dining area is cleverly integrated into the island, and provides an easy-to-clean, practical area for the children to dine and play. "The children love to hide under this end of the island, and transform it into a mini fort, which is lovely," added Kirstine. "The worktop is very thick too, with rounded edges and corners; this means the children can play there without getting hurt."



The final touch to the design was an ingenious hidden storage facility. “The stairs leading from the reception room presented an opportunity to create a secret storage space, which complements the linear shapes of the steps,” explained Pia. “The steps initially posed a challenge, because they could have potentially blocked bins and dishwashers but we managed to turn that into a unique feature by creating the hidden storage compartment.”

“I use it to store blenders, mixers and small appliances. This is great because it makes it easy to keep these things out of reach of the children,” added Kirstine.

A duo of Siemens IQ700 ovens – one of which with integrated microwave functions – are nestled within the wall of white cabinetry. In a similar fashion to the island, their black glass fronts make a striking imposition upon the slick matt white doors. These are also near enough to both the island and fridge to craft a practical working triangle.

The Barazza 1PLB5 hob is flush-fitted into the worktop of the far cabinetry, and is paired with a Bosch WB09W452B extractor hood, both of which boast a sleek stainless steel aesthetic. The duo are sensibly placed away from the central island; this avoids disrupting the cohesive look of the island, while ensuring that when the island is used as a casual dining area, smaller diners aren’t in the proximity of the hob.



THE details

Kitchen design by Pia Rolsing and Izel Venhar, of Sola Kitchens, including Multiform ‘Form 1’ and ‘Form 7’ cabinetry in black stained oak and matt Chalk white finishes. solakitchens.com

Fisher & Paykel RF610ADX4 fridge. fisherpaykel.com

Siemens IQ700 HB672GBS1B combi oven and IQ700 HM656GNS1B oven. siemens.com/uk

Bosch WB09W452B extractor hood. bosch-home.co.uk

Barazza 1PLB5 flush-fit hob. barazzasrl.it/en

Neff S517P70Y0G dishwasher. neff.co.uk

Blanco Claron sink. blanco-germany.com/uk

Gessi Art 20573 mixer tap. gessi.com

Quooker Design boiling water tap with childproof push-and-turn activation. quooker.co.uk

Insinkerator Evolution 200 food waste disposal system. insinkerator.co.uk